



HIMOINSA Hermes

GOHLW1-15 GEHLW1-15

Powered by:

LOMBARDINI CHD 1503

14 kW at 60 Hz

EPA Tier 1 and Carb Certified for Mobile Use

Generating Set Performance		60 Hz	
SERVICE		NA*	NB*
Rated output	kVA	12.5	14
Active power output at cos phi = 0.8	kW	12.5	14
Rated speed	r.p.m.	1,800	
Voltage available	V	120/240 (1 phase)	120/208 to 277/480 (3 phase)

Performance data refers to Standard Reference Conditions of ISO 8528: +77°F, 100 m. ALT. relative humidity 30%.

During running-in period the output increases by approx. 5% which is taken into consideration at delivery.

Power reduction acc. to DIN ISO 3046, Standard values: Above 100m ALT approx. 1% per 100m,

Above 77°F (50°C) approx. 4% per 50°F (10°C)

Prime Mover Performance		1,800 r.p.m.	
		NA*	NB*
Rated output	HP	19.5	21.44
Manufacturer		LOMBARDINI	
Engine model		LDW CHD 1503	
4 stroke Diesel Engine - Injection type		INDIRECT	
Aspiration type		NATURAL	
Cylinders, number and arrangement		3 - L	
Bore x stroke	in-mm	3.46 x 3.34 - 88 x 85	
Total displacement	in ³ -cm ³	93.4 - 1,531	
Cooling system		LIQUID COOLANT	
Lube oil specifications		API CF	
Compression ratio		22 : 1	
Specific fuel consumption	g/kWh	275	
Specific oil consumption (at full load)	Kg/h	0.029	
Lube oil maximum capacity	L	4.4	
Lube oil minimum capacity	L	2.3	
Speed governor	Type	CENTRIFUGAL	
Air filter		DRY	

NA* : CONTINUOUS RATING OVERLOAD CAPACITY 6271: For continuous heavy duty with constant speed and load.

(10% overload available for governing purposes only)

NB* : RATING NO OVERLOAD CAPACITY DIN 6271: For continuous light duty with constant speed and variable load

Overload not admitted

NA (ISO 3046 ICXN) . NB (ISO 3046 IFN) Rating refers to engine after run in with standard air cleaner and under environment conditions of 68°F

and 1 bar. Max. rating certified within 5%. Derating 1% approx. every 100m. altitude and 2% approx. every 41°F beyond 68°F.

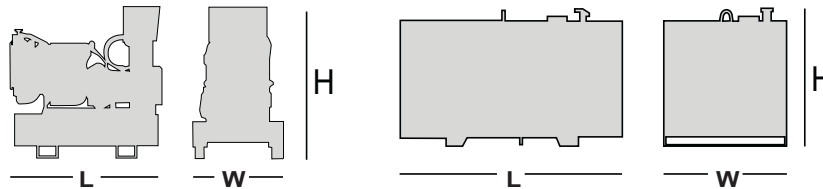
Synchronous Generator *			
Poles	N°	4	
Winding connections (standard)		Series Star	
Frame mounting		SAE 4 - 7.5"	
Windings treatment	Type	For humid - saline climates	
Insulation	class	H	
Damper windings		Yes	
Enclosure (according to IEC-34-5)		IP 23	
Exciter system		Brushless exciter design	
Voltage regulator		Solid state AVR	
Steady voltage precision		± 1.5%	

*Alternator used by HIMOINSA Gensets meet the requirements of following Standard: IEC 34-1; CEI 2-3; VDE 0530; BS 4999-5000:NF 51-100.11

Generating Set Installation Data		1,800 r.p.m.	
EXHAUST SYSTEM			
Max. exhaust temperature at full load	F°	1022	
	C°	550	
Exhaust gas flow	ft³/min	138.4	
Heat rejected to exhaust	kW	11.5	
Maximum allowed back pressure	WC	19.7 new	39.37 in use
AIR REQUIREMENT			
Air requirement for combustion at 100% load / rated speed	ft³/min	47.5	
	m³/min	1.345	
ELECTRIC STARTING SYSTEM			
Starting motor output	kW	2.2	
	HP	2.9	
Minimum recommended battery capacity	Ah	88	
Auxiliary voltage	Vcc.	12V	
LIQUID CAPACITY			
Lube oil system including sump, filters, etc.	qts	4.6	
	L	4.4	
FUEL TANK CAPACITY			
Open Skid Genset	USg	9.25	
Soundproofed and Trailer Genset	USg	15.0	

Generating Sets transport data		
WEIGHT AND DIMENSIONS OPEN SKID GENSET		
LENGTH	in	51
WIDTH	in	24
HEIGHT	in	1,120
Dry weight (with standard accessories)	lb	970

WEIGHT AND DIMENSIONS SOUNDPROOFED GENSET		
LENGTH	in	76
WIDTH	in	35
HEIGHT	in	44
Dry weight (with standard accessories)	lb	1,653



HIMOINSA

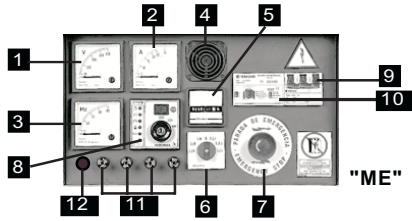
Himoinsa USA, Inc.
 16210 W. 110th Street
 Lenexa, KS 66219
 913-495-5557 Tel.
 913-495-5575 Fax
 www.himoinsausa.com
 info@himoinsausa.com

Distributor:

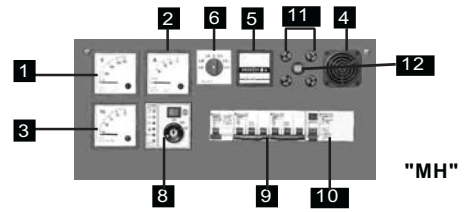
Pub. 0303 - Himoinsa reserves the right to modify any characteristic without prior notice. Weights and dimensions based on products standards and sec 7. Illustration may include optional equipment.

CONTROL PANEL
Key start control panel

OPEN SKID VERSION



SOUNDPROOFED VERSION

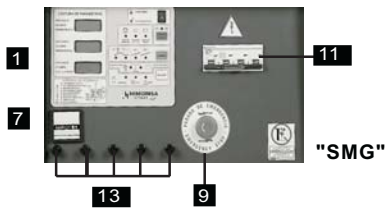


	ME	MH
1- Voltmeter 72x72 (0-500V)	■	■
2- Ammeter	■	■
3- Frequency meter 45Hz-65Hz 220V	■	■
4- Acoustic alarm 12-24V	■	■
5- Hour meter 230V	■	■
6- Voltmeter selector switch (L1-LN; L2-LN; L3-LN; L1-L2; L2-L3; L3-L1)	■	■
7- Emergency stop button (1)	■	■ (1)
8- Key start switchboard 12/24 CTME 01 without overspeed control	■	■
9- Voltmeter selector switch	■	■
10 - Earth leakage (differential) protection	■	■
11- Protection fuses	■	■
12- Preheating lamp	■	■

(1)- Installed in canopy

CONTROL PANEL
Automatic control panel

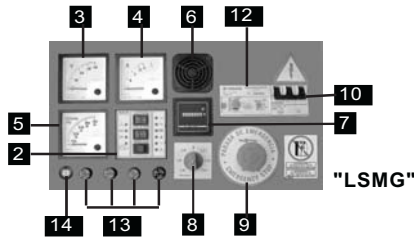
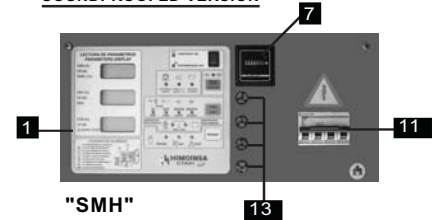
OPEN SKID VERSION



BOTH VERSIONS



SOUNDPROOFED VERSION



"CMD"

	SMG	LSMG	SMH	CMD
1- AUTOMÁTIC digital switchboard model CTA01	■		■	■
2- MANUAL or AUTOMATIC switchboard model CLT		■		

INSTRUMENTS

3- Voltmeter 72x72 (0-500V)		■		
4- Ammeter		■		
5- Frequency meter 45Hz-65Hz 220V		■		
6- Acoustic alarm 12-24V		■		
7- Hour meter 230V	■	■	■	■
8- Voltmeter selector switch (L1-LN; L2-LN; L3-LN; L1-L2; L2-L3; L3-L1)	■	■		
9- Emergency stop button (1)	■	■	■ (1)	■
10- Three poles thermal-magnetic protection		■		
11- Four poles thermal-magnetic protection	■		■	
12- Earth leakage (differential) protection		■		
13- Protection fuses	■	■	■	
14- Preheating lamp		■		

(1)- Installed in canopy

Pub. 1006 HLW1-15 11/02 - Himoinsa reserves the right to modify any characteristic without prior notice. Weights and dimensions based on products standards and sec / Illustration may include optional equipment.