

**Power Range****kW****kVA**

Standby

150 - 151.5

187.5 - 189

Prime

134 - 136

167.5 - 170

MODEL:**HPW - 155 T6****STANDARD EQUIPMENT**

Open Type Set	Accessories Available for HPW-155 T6
<ul style="list-style-type: none"> ■ Skid with integral day fuel tank (non-UL) ■ HIPOWER digital auto-start control panel (Page 4) ■ Dry-type replaceable element air-cleaner ■ Industrial muffler ■ Battery, battery rack, and cables ■ Fuel and lubrication oil replaceable element filters ■ Stamford AVR brushless 12-wire reconnectable alternator ■ Oil drain hand pump ■ Vibration Isolators between base and set assembly ■ Main Line Circuit Breaker for overload protection ■ Belt driven charging alternator ■ Guards for shielding all rotating parts ■ Fuel cut-off solenoid and protection switches ■ Radiator with pusher fan ■ Operation and installation manuals 	<p style="text-align: center;"><u>Mechanical Accessories Offered</u></p> <ul style="list-style-type: none"> ■ Road towing trailers to DOT standards ■ Critical grade exhaust mufflers ■ UL double wall fuel tanks to customer specification ■ Oil field type skid ■ Flexible exhaust connection for open sets ■ Oil pressure and engine temperature gauges ■ Extended warranty coverage above the standard one year <p style="text-align: center;"><u>Generator End Accessories Offered</u></p> <ul style="list-style-type: none"> ■ PMG excitation for enhanced motor-starting ■ Anti-condensation heaters in alternator <p style="text-align: center;"><u>Electrical and Control Accessories Offered</u></p> <ul style="list-style-type: none"> ■ Automatic battery chargers 5 and 10 amp ■ NFPA 110 controls and remote annunciator ■ Analog instrumentation in lieu of digital ■ Transfer switch and paralleling control panels ■ Water Jacket Heater ■ Remote control from PC via hard and/or wireless link ■ GPS for mobile sets ■ Digital Timer
<p style="text-align: center;">Sound Attenuated Enclosure</p> <ul style="list-style-type: none"> ■ Fully sound attenuated enclosure (equipped as open set) ■ Powder Painted with finish that exceeds 1000-hr salt test ■ Rock wool insulation behind protective barrier ■ Curved edges and minimum outside fasteners ■ Single lifting point 	

GENERATOR RATINGS**Standby Rating****Prime Rating**

Alternator	Voltage	Ph	Hz	kW/kVA	Amps	kW/kVA	Amps
	120 / 208	3	60	150 / 187.5	521	134 / 167.5	465
	127 / 220	3	60	150 / 187.5	492	134 / 167.5	440
	120 / 240	3	60	150 / 187.5	451	134 / 167.5	403
UCI 274F	139 / 240	3	60	151.5 / 190	457	136 / 170	411
	277 / 480	3	60	151.5 / 190	228	136 / 170	205
	347 / 600	3	60	151.5 / 190	183	136 / 170	164

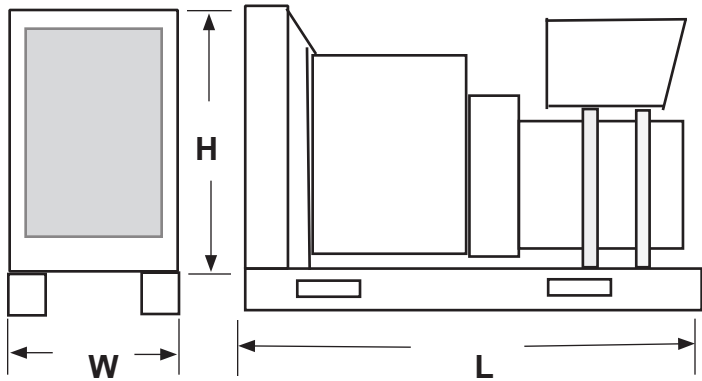
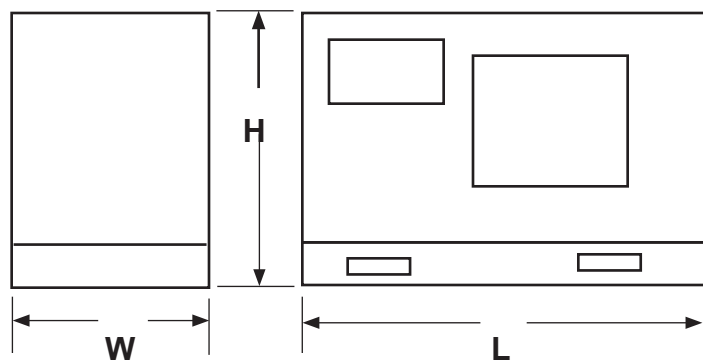
Application Data

Alternator Specifications		Engine Mechanical Specifications	
Manufacturer	Newage Stamford	Manufacturer	Perkins
Type	4-pole, rotating field	Engine model	1106D E66TAG3
Exciter type	Brushless, self excited. (PMG option)	Engine type	4-cycle, Turbocharged, Air to Air Aftercooled
Leads: quantity, type	12, reconnectable	Cylinder arrangement	6 in line
Voltage regulator	Solid state, volts/Hz and excitation overload protection	EPA Certification :	Tier 3
Insulation:		Displacement, L (cu. in.)	6.6 (403)
Material.....	Class H	Bore and stroke, mm (in.)	105 x 127 (4.1 x 5.0)
Temperature rise.....	150° C , standby	Compression ratio	16.3 : 1
Bearing: quantity, type	Single bearing sealed	Piston speed, m/min. (ft./min.)	457.2 (1,500)
Coupling	Flexible disc	Main bearings: quantity, type	7, replaceable insert
Amortisseur Windings	Full	Rated rpm	1,800
Voltage regulation, no-load to full load	± 1.0% (with PMG) ± 1.5% (with Self Excited)	Max. power at rated rpm, kWm (BHP)	171.3 (229.7)
Unbalanced load capability	100% of rated standby current	BMEP, gross, psi (Bar)	251.1 (17.3)
Load acceptance	Per ISO - 8528	Overall thermal efficiency	37%
Peak motor starting kVA:	(30% dip)	Exhaust Gas Flow, m ³ /min (cfm)	31.5 (1,112.4)
480 V	self-excited series 4 - 530 kVA	Exhaust gas temperature °C (°F)	625 (1,157)
480 V	PMG series. 3 - 680 kVA	Frequency regulation, no-load to full load	0.25%
Engine Electrical Specifications		Governor: Type:	Electronic
Engine Electrical System (24 Volt) 60 Hz		Make:	Perkins
		Standard:	ISO 8528-S, Class G3
Battery charging alternator:		Frequency regulation, steady state	±0.5%
Ground (negative/positive).	Negative	Frequency	Fixed
Volts (DC).....	12V	Air cleaner type	Dry
Ampere rating.....	100A		
Starter motor rated voltage (DC)	12V		
Starter motor rated kW:	3.0 Kw		
Battery CCA rating:	TBA		
Battery & qty, AH rating:	TBA		
Battery Voltage (DC)	12V		
Remote Radiator System		Fuel Consumption 60 Hz	
Exhaust manifold type		Diesel gal/hr (L/hr)	Standby Rating
Connection sizes:		100%	11.93 (45.2)
Water inlet ID hose, mm (in)		75%	9.68 (36.6)
Water outlet ID hose, mm (in)		50%	7.26 (27.5)
Charge air cooling (CAC)	Not Available	25%	4.48 (17.0)
Water inlet ID hose, mm (in)		Diesel gal/hr (L/hr)	Prime Power Rating
Water outlet ID hose, mm (in)		100%	11.05 (41.8)
Static head allowable above engine, ft.H ² O (kPa)		75%	9.00 (34.1)
Maximum CAC restriction H ² O in.		50%	6.73 (25.5)
Contact the HIPOWER distributor for special cooling options		25%	4.25 (16.1)

Application Data

Cooling		Lubrication	
Radiator Systems	60 Hz	Lubricating System	60 Hz
Ambient temperature, °C (°F)	46 (115)	Type	Full Pressure
Engine jacket water capacity L (gal)	9.5 (2.51)	Oil pan capacity, L, (qt.)	15.5 (16.4)
Radiator system capacity, including engine, L (gal.)	TBA	Recommended lube oil	API CH-4 / CI-4
Engine jacket water flow, L/min (g/min)	170.0	Oil pan capacity with filter, L (qt.)	16.5 (17.4)
Heat rejected to cooling water at rated kW, dry exhaust, kW (Btu/min.)	78.4 (4,463)	Oil filter: quantity, type	1, Cartridge
Water pump type	Centrifugal	Oil cooler	Oil to Water
Fan, kWm (HP)	8.0 (10.7)	Maximum oil temperature, °C(°F)	125 (257)
Max. restriction of cooling air, intake and discharge side of radiator, Pa (in. H ² O)	62.2 (0.25)	Ventilation and Air-Flow Requirements	
dB(A) LEVEL SOUND ATTENUATED ENCLOSED	70 dB(A) @ 23 feet	Air Requirements	60 Hz
		Radiator-cooled cooling air, m ³ /min. (scfm)	242 (8,546)
		Air density kg/m ³ (ibm/ft ³)	1.20 (0.075)
		Heat rejected to exhaust, kW (btu/min)	134.9 (7,679)
		Heat radiated to surrounding air Engine: kW (Btu)	136 (774)
		Combustion air, m ³ /min. (cfm)	12.9 (455.6)

Dimensions and Weights

Open Skid Model		Sound Attenuated Enclosure	
Overall size, L x W x H, mm (ins.)	2,400 x 900 x 1,490 (94.5 x 35.4 x 58.7)	Overall size, L x W x H, mm (ins.)	3,800 x 1,400 x 2,105 (149.6 x 55.1 x 82.9)
Weight, radiator-mounted model, wet, kg (lb.):	1,715 (3,781)	Weight, radiator-mounted model, wet, kg (lb.):	2,450 (5,401)
Fuel Tank Capacity, L (US gal)	235 (62.1)	Fuel Tank Capacity, L (US gal)	245 (64.7)
			

NOTE: The drawings above are only representative of the overall dimensions. For full detailed installation drawings please consult your local distributor or contact Himoina Power Systems @ www.hipowersystems.com

RATINGS: Power factor three-phase is 0.8 and single-phase unity. Standby Ratings: Standby ratings assume installation normally served by reliable utility power. The standby rating is available for varying loads for the length of the power outage. No overload is available with the standby rating. Ratings are in accordance with ISO-3046/1 and DIN 6271. Prime Power Ratings: Prime power ratings assume no or unreliable utility power. For varying loads the generator set has unlimited operating hours. A 10% overload capacity is available for any 1 hour in a 12 hour continuous running period. Ratings are in accordance with ISO-3046/1 and DIN 6271. Consult Himoina for limited running time and base load ratings. Himoina reserves the right to change the design or specifications without notice and without any obligation or liability whatsoever. DERATION GUIDELINES: Altitude: Derate 1.3% per 100 m (328 ft) elevation above 1000 m (3280 ft). Temperature: Derate 1.0% per 10°C (18°F) temperature above 40°C (104°F).



CONTROLLER DISPLAY :

1. Voltage between each Phase & Neutral
2. Voltage between Phases
3. Current (amps) on each Phase
4. Frequency
5. Active, Aparent & Reactive Power
6. Power Factor
7. Instant Power (KWH) and Accumulative power (day, month & year)
8. Fuel reserve
9. Oil pressure, coolant temperature
10. Battery voltage, battery charging alternator voltage
11. Engine Speed
12. Hours running

ENGINE ALARMS :


1. High coolant temperature
2. Low oil pressure
3. Emergency stop

4. Battery charging alternator failure
5. Low coolant level
6. Low fuel level
7. Over speed
8. Under speed
9. Battery low voltage

GENERATOR ALARMS :

1. Over-load
2. Unbalanced voltage
3. Over-voltage
4. Under-voltage
5. Over-frequency
6. Under-frequency
7. Short-circuit
8. Inverse Power
9. Incorrect phase sequence

Distributor:



MEMBER

